






















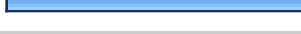
1. Your Alma Mater Connection What was the school named when you attended?

		Response Percent	Response Count
St. Procopius College		19.3%	132
Illinois Benedictine College		42.0%	287
Benedictine University		44.7%	306
		answered question	684
		skipped question	2

2. Specific College:

		Response Percent	Response Count
College of Science		27.3%	178
College of Liberal Arts		34.2%	223
College of Business		27.8%	181
Moser College of Education and Health Services		8.0%	52
College of Adult and Professional Studies		5.4%	35
		answered question	652
		skipped question	34









3. What are your expectations of the Office of Alumni Relations?

		Response Percent	Response Count
Career Development		33.6%	230
Expanded Career Services		26.3%	180
Workshops		19.7%	135
Webinars		14.6%	100
Career Fairs		22.2%	152
Networking Opportunities		55.7%	381
Alumni Mentorship Program		26.2%	179
College Specific Connections/Programs/Benefits		21.2%	145
Off Campus Library Services		12.9%	88
College Specific Reunions		30.4%	208
On Campus Events		31.9%	218
Alumni Networking Events		53.7%	367
Alumni Events – Nationally		27.9%	191
Involvement Opportunities (Alumni Board, Volunteer, Presentations, Reunion Committee, Student Orientations, Student Events)		25.4%	174





Other (Please Specify) 49

answered question	684
skipped question	2

4. What sources do you rely on to get news and information about Benedictine University?

		Response Percent	Response Count
Website		52.0%	356
Twitter		1.9%	13
CU at BenU		32.0%	219
LinkedIn		9.4%	64
Voices Magazine		63.0%	431
Fellow alumni		23.5%	161
Blast Emails		35.5%	243
Faculty, Staff, etc.		9.2%	63
Facebook		12.3%	84
answered question			684
skipped question			2




5. Which of the following statements best describes your level of awareness about events, services, news of Benedictine University?

		Response Percent	Response Count
I am WELL INFORMED		12.4%	85
I am INFORMED		62.4%	427
I am NOT WELL INFORMED		22.7%	155
I am NOT INFORMED		2.9%	20
		answered question	684
		skipped question	2



6. How frequently do you stay in touch with Benedictine University faculty, staff, coaches and/or alumni throughout the year?

	Frequently	Occasionally	Not at all		Rating Average	Response Count
Faculty	5.7% (38)	28.4% (189)	64.7% (430)	1.2% (8)	2.61	665
Staff	6.8% (45)	19.4% (128)	72.2% (477)	1.7% (11)	2.69	661
Coaches	1.5% (10)	10.3% (67)	83.2% (543)	5.1% (33)	2.92	653
Alumni	22.4% (150)	49.3% (331)	27.3% (183)	1.0% (7)	2.07	671
answered question						683
skipped question						3










7. Of the most frequent contacts from the list above, how important is it to have more opportunities to stay in touch with that group?

		Response Percent	Response Count
Very Important		31.0%	212
Not Important		19.0%	130
Somewhat important		50.3%	344
		Why?	221
		answered question	684
		skipped question	2










8. Have you attended any events for alumni in the past year?

		Response Percent	Response Count
Yes		25.6%	143
No		74.4%	415
		answered question	558
		skipped question	128

9. If yes, what events did you attend?

		Response Percent	Response Count
Athletic Reunions/Events		21.1%	32
Homecoming		47.4%	72
Class Reunions		13.2%	20
Career Development/Networking Events		21.1%	32
College Specific Reunions/Events		14.5%	22
Alumni Picnic		10.5%	16
BenFest		14.5%	22
Athletic Programs		21.1%	32
Other (Please Specify)		18.4%	28
		answered question	152
		skipped question	534

10. If no, please tell us why—mark all that apply:

		Response Percent	Response Count
Did not know anyone		23.2%	99
Value (cost compared to benefit)		5.9%	25
Cost of event		5.9%	25
Time		46.4%	198
Type or subject matter of event		16.2%	69
Just did not want to		20.8%	89
Geographic distance		32.8%	140
Concern about future solicitation		2.1%	9
Didn't know about event		14.8%	63
		answered question	427
		skipped question	259








11. Please rate how important each of the following Benedictine Alumni events, programs, facilities and services might be to improving your experience as an alumnus/a. Check all that apply.

	Very Important	Important	Somewhat Important	Not Important	Rating Average	Response Count
Class Reunions	14.2% (78)	28.4% (156)	32.2% (177)	25.1% (138)	2.68	549
College based Reunions	6.0% (32)	24.3% (129)	35.7% (189)	34.0% (180)	2.98	530
Athletic Reunions	5.1% (27)	10.0% (53)	13.0% (69)	71.9% (381)	3.52	530
Alumni Chapters	3.7% (19)	16.0% (83)	33.7% (175)	46.6% (242)	3.23	519
Homecoming	10.3% (55)	13.7% (73)	31.7% (169)	44.3% (236)	3.10	533
Alumni Picnic	6.3% (33)	18.9% (100)	36.4% (192)	38.4% (203)	3.07	528
Annual Golf Outing	2.5% (13)	8.6% (45)	23.6% (124)	65.4% (344)	3.52	526
Career Development Workshops	11.5% (61)	26.8% (142)	26.8% (142)	34.8% (184)	2.85	529
Online Community	14.2% (75)	29.2% (155)	31.7% (168)	24.9% (132)	2.67	530
Off Campus Library Access	12.6% (65)	22.4% (116)	22.8% (118)	42.2% (218)	2.95	517
Alumni Benefits	18.7% (100)	31.0% (166)	32.3% (173)	18.1% (97)	2.50	536
Alumni Discounts on Services	18.1% (95)	31.8% (167)	28.6% (150)	21.5% (113)	2.54	525
Social Media	9.3% (49)	23.9% (126)	32.4% (171)	34.3% (181)	2.92	527
Eagle Club	3.6% (19)	13.2% (69)	27.1% (141)	56.0% (292)	3.36	521
answered question						558
skipped question						128



12. Since graduating from Benedictine University, what volunteer activities have you participated in?

	In the Last Year	Last 3 Years	Last 5 Years	Never	Rating Average	Response Count
Homecoming and/or other alumni reunions or events	7.7% (42)	4.2% (23)	6.8% (37)	81.2% (441)	3.62	543
Career Workshops	2.4% (13)	2.6% (14)	4.5% (24)	90.5% (487)	3.83	538
Student Recruitment	3.4% (18)	2.9% (15)	5.5% (29)	88.2% (464)	3.79	526
Networking Opportunities/Events	6.0% (32)	5.0% (27)	8.4% (45)	80.6% (431)	3.64	535
Faculty/College-related Opportunities	6.1% (33)	4.8% (26)	4.8% (26)	84.2% (452)	3.67	537
Commencement Activities	4.9% (26)	2.6% (14)	5.2% (28)	87.3% (468)	3.75	536
BenFest Activities	3.8% (20)	2.3% (12)	3.4% (18)	90.5% (478)	3.81	528
				Other (Please Specify)		43
answered question						558
skipped question						128








13. What type of volunteer activity would most interest you?

		Response Percent	Response Count	
Homecoming and/or other alumni reunions or events		27.2%	152	
Career Workshops		27.8%	155	
Student Recruitment		17.7%	99	
Networking Opportunities/Events		48.4%	270	
Faculty/College-related Opportunities		23.5%	131	
Commencement Activities		6.6%	37	
BenFest Activities		15.8%	88	
		Other (Please Specify)	81	
			answered question	558
			skipped question	128

14. May we contact you with regard to your choices above?

		Response Percent	Response Count
Yes		50.0%	279
No		50.0%	279
		answered question	558
		skipped question	128



15. What type of alumni benefits would be of interest to you? (Check all that apply)

		Response Percent	Response Count
Discounts on Services		57.7%	322
Discounts on Tuition		39.1%	218
Alumni Trips		22.0%	123
Alumni Day at Chicago Sporting Events		33.9%	189
Special Seating at Events		27.4%	153
Lifetime Email		28.1%	157
Alumni Chapters		25.3%	141
		Other (Please Specify)	49
		answered question	558
		skipped question	128





16. Of the current alumni benefits offered, have you utilized any of the following? (Check all that apply)

	Yes	No	Rating Average	Response Count
Liberty Mutual Insurance Discount	2.2% (12)	97.8% (533)	1.98	545
Bank of America Credit Card	3.9% (21)	96.1% (520)	1.96	541
Career Development Assistance	10.3% (56)	89.7% (490)	1.90	546
Bookstore Discount	13.3% (73)	86.7% (476)	1.87	549
Waived New Student Application Fee	7.7% (42)	92.3% (500)	1.92	542
Moving Discount	0.6% (3)	99.4% (536)	1.99	539
Alumni Recognition Award (tuition discounts)	4.4% (24)	95.6% (516)	1.96	540
answered question				558
skipped question				128











17. Have you provided financial support to the University in the last five years?

		Response Percent	Response Count
Yes		49.3%	275
No		50.7%	283
		answered question	558
		skipped question	128

18. If yes, please identify your means of financial support—check all that apply:

		Response Percent	Response Count
Annual Fund		65.6%	238
Scholarship Fund		27.0%	98
Planned Giving		14.3%	52
Annual Golf Outing		6.9%	25
		Other (Please Specify)	109
		answered question	363
		skipped question	323

19. Contact Information:

		Response Percent	Response Count
Name:		98.4%	427
Company:		50.2%	218
Address:		93.3%	405
Address 2:		9.9%	43
City/Town:		94.2%	409
State:		95.6%	415
ZIP:		94.2%	409
Country:		83.6%	363
Email Address:		98.8%	429
Phone Number:		77.9%	338
		answered question	434

skipped question	252
------------------	-----

20. Class Year:

	Response Count
--	-------------------

	435
--	-----

answered question	435
-------------------	-----

skipped question	251
------------------	-----

21. Maiden Name (if applicable:

	Response Count
--	-------------------

	102
--	-----

answered question	102
-------------------	-----

skipped question	584
------------------	-----

22. How do you prefer to be contacted?

	Response Count
	501
answered question	501
skipped question	185